

# ECENTRICHE ESAGONALI

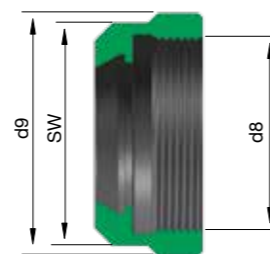
*ECENTRIC HEXAGONAL*



**STANDARD**  
*STANDARD*



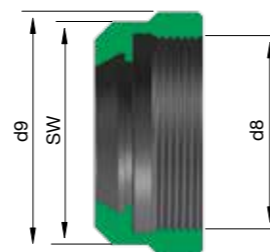
**MINI**  
*MINI*



### ESAGONALE STANDARD - DX - HEXAGONAL STANDARD

Cod.	TYPE	d 9	d 8	SW
<b>NUT.11.EX</b>	ERX11SE	19	M14x0,75	17
<b>NUT.16.EX</b>	ERX16SE	28	M22x1,5	25


Cod.	TYPE	d 9	d 8	SW
<b>NUT.20.EX</b>	ERX20SE	34	M25x1,5	30



### ECCENTRICA ESAGONALE STANDARD -SX - ECCENTRIC HEXAGONAL

Cod.	TYPE	d 9	d 8	SW
<b>NUT.11.EX.L</b>	ERX11SEL	19	M14x0,75 sin	17
<b>NUT.16.EX.L</b>	ERX16SEL	28	M22x1,5 sin	25

Cod.	TYPE	d 9	d 8	SW
<b>NUT.20.EX.L</b>	ERX20SEL	34	M25x1,5 sin	30



### ECCENTRICA ESAGONALE MINI - DX - ECCENTRIC HEXAGONAL

Cod.	TYPE	d 9	d 8	SW
<b>NUT.11.MINI.EX</b>	ERX11MSE	16	M13x0,75	14
<b>NUT.16.MINI.EX</b>	ERX16MSE	25	M19x1	22

Cod.	TYPE	d 9	d 8	SW
<b>NUT.20.MINI.EX</b>	ERX20MSE	30	M24x1	27